

Compact Design Low Flow Rate Fine Fog Nozzles

CBIM



CBIM with T-type adaptor



CBIM with spray control adaptor

- Compact version of BIM series producing fine atomization. Space-saving design.
- Able to provide the lowest spray flow rate among all of our pneumatic spray nozzles.
- Clog-resistant design with a low parts count.
- Some CBIM models are available with a spray control adaptor (type CSP or CSN), which can regulate spray ON/OFF with a built-in piston.

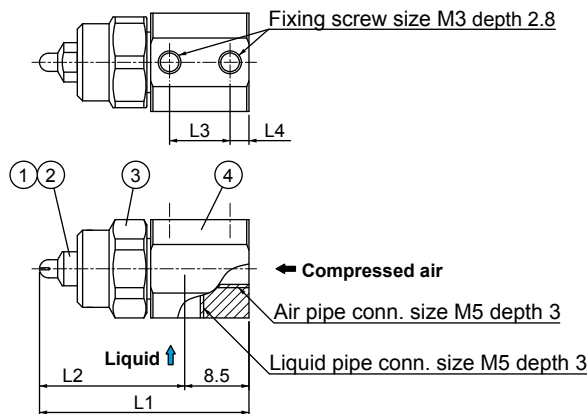
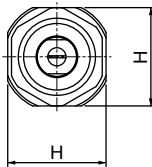
APPLICATIONS

- Spraying: Mold release agent, lubricant, deodorant, oil, surface treatment agent, rust preventive, honey, insecticide, aqueous urea
- Cooling: Dies, gas, glass, steel plates, steel pieces, moldings, automobile bodies, plastic products
- Moisture control: Paper, flue gas, ceramics, concrete
- Cleaning: PC boards, glass tubes (for CBIMV and CBIMV-S only)

DRAWING

Adaptor type T

■ Mass: 22 g

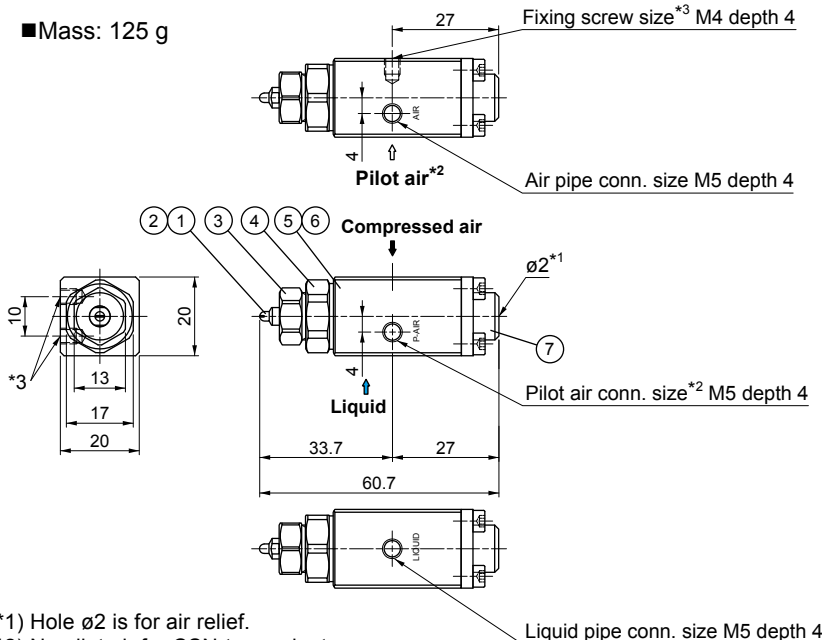


COMPONENTS AND MATERIALS

No.	Components	Standard materials
1	Nozzle tip	S303
2	Core	S303
3	Cap	S303
4	Adaptor	S303

Adaptor type CSN/CSP (Spray control adaptor)

■ Mass: 125 g



COMPONENTS AND MATERIALS

No.	Components	Standard materials
1	Nozzle tip	S303
2	Core	S303
3	Cap	S303
4	Connector	S303
5	Adaptor	S303
6	Packing	FKM, PTFE
7	Spring cap	S303

DIMENSIONS

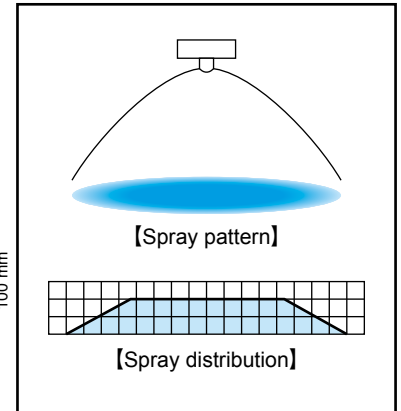
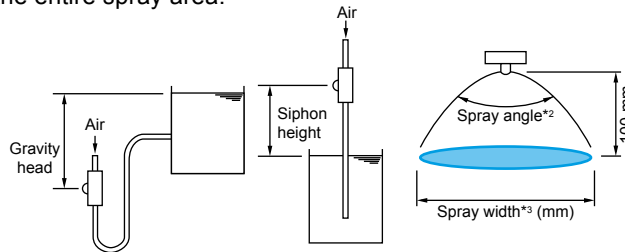
Air consumption code	Dimensions (mm)				
	L1	L2	L3	L4	H
005	27.7	19.2	8	2.5	13
01	27.7	19.2			
02	28.0	19.5			
04	31.3	22.8			
075	32.6	24.1			

CBIM

CBIMV-S (Flat Spray)

- Flat spray pneumatic nozzle producing fine atomization with a mean droplet diameter of 30 μm or less.*1
- Liquid siphon feed type (liquid pressure device is not required).
- Spray angle of 80°.
- Even spray distribution across the entire spray area.

*1) Droplet diameter measured by laser Doppler method



PERFORMANCE DATA

Adaptor type*4	T	CSN CSP	Spray angle code *2	Air consumption code	Air press. (MPa)	Air consumption (L/min, Normal)	Spray capacity (L/hr)					Spray width*3 (mm)	Mean droplet diameter (μm) Laser Doppler method	Free passage dia. (mm)		
							Gravity head (mm)		Siphon height (mm)					Tip orifice	Adaptor	
							+300	+100	-100	-300	-500				Liquid	Air
○	○		80	005S	0.2	3.75	0.4	0.38	0.36	0.34	0.32	160	20-30	0.2	0.4	0.3
		0.3			5.0	0.29	0.27	0.25	0.23	0.21	165					
		0.4			6.25	0.16	0.15	0.13	0.11	0.1	170					
○	○			01S	0.2	7.5	0.74	0.68	0.65	0.61	0.57	160	20-30	0.2	0.6	0.5
		0.3			10	0.55	0.52	0.5	0.47	0.43	165					
		0.4			12.5	0.38	0.34	0.3	0.27	0.25	170					
○	○			02S	0.2	15	1.4	1.3	1.2	1.2	1.1	160	20-30	0.3	0.6	0.7
		0.3			20	1.1	1.0	1.0	0.9	0.9	165					
		0.4			25	0.7	0.7	0.6	0.6	0.5	170					
○	—			04S	0.2	27	2.8	2.5	2.3	2.2	2.0	165	20-30	0.5	0.9	0.9
		0.3			36	2.4	2.1	2.0	1.9	1.8	170					
		0.4			46	1.9	1.7	1.6	1.5	1.4	175					
○	—		075S	0.2	56	5.5	5.1	4.7	4.3	3.9	170	20-30	0.7	1.2	1.4	
		0.3		74	4.7	4.3	4.0	3.7	3.3	180						
		0.4		92	3.5	3.2	2.9	2.7	2.5	190						

*2) Spray angle measured at compressed air pressure of 0.3 MPa and liquid siphon height of 100 mm.

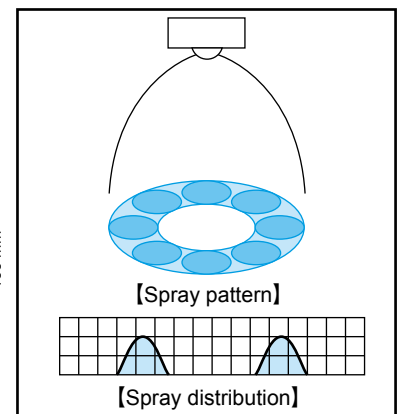
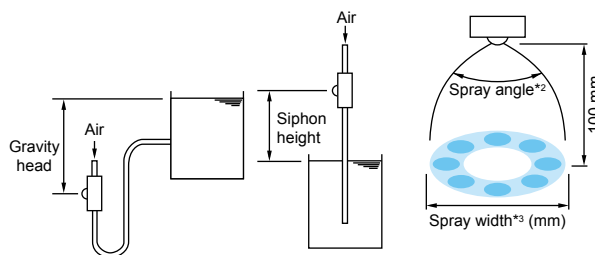
*3) Measured at 100 mm from nozzle and liquid siphon height of 100 mm.

*4) ○ shows the availability of adaptor for each model number.

CBIMK-S (Hollow Cone Spray)

- Hollow cone spray pneumatic nozzle producing fine atomization with a mean droplet diameter of 30 μm or less.*1
- Liquid siphon feed type (liquid pressure device is not required).
- Spray angle of 60°.

*1) Droplet diameter measured by laser Doppler method



PERFORMANCE DATA

Adaptor type*4	T	CSN CSP	Spray angle code *2	Air consumption code	Air press. (MPa)	Air consumption (L/min, Normal)	Spray capacity (L/hr)					Spray width*3 (mm)	Mean droplet diameter (μm) Laser Doppler method	Free passage dia. (mm)		
							Gravity head (mm)		Siphon height (mm)					Tip orifice	Adaptor	
							+300	+100	-100	-300	-500				Liquid	Air
○	—		60	04S	0.2	27	2.8	2.5	2.3	2.2	2.0	120	20-30	0.6	0.9	0.9
		0.3			36	2.4	2.1	2.0	1.9	1.8	120					
		0.4			46	1.9	1.7	1.6	1.5	1.4	120					
○	—			075S	0.2	56	5.5	5.1	4.7	4.3	3.9	120	20-30	0.8	1.2	1.4
		0.3			74	4.7	4.3	4.0	3.7	3.3	120					
		0.4			92	3.5	3.2	2.9	2.7	2.5	120					

*2) Spray angle measured at compressed air pressure of 0.3 MPa and liquid siphon height of 100 mm.

*3) Measured at 100 mm from nozzle and liquid siphon height of 100 mm.

*4) ○ shows the availability of adaptor for each model number.

HOW TO ORDER Please inquire or order for a specific nozzle using this coding system.

Liquid Pressure Type

<Example> CBIMV 80005 S303 + CSP S303

CBIMV	80	005	S303	+	CSP	S303
Nozzle series	Spray angle code	Air consumption code	Material of nozzle tip		Type of adaptor	Material of adaptor
■CBIMV					■T	
■CBIMK	■110	■005			■CSN	
■CBIMJ	■80	■01			■CSP	
	■60	■02				
	■45	■04				
	■20	■075				

Liquid Siphon Type

<Example> CBIMV 80005S S303 + CSP S303

CBIMV	80	005S	S303	+	CSP	S303
Nozzle series	Spray angle code	Air consumption code	Material of nozzle tip		Type of adaptor	Material of adaptor
■CBIMV					■T	
■CBIMK	■80	■005S			■CSN	
	■60	■01S			■CSP	
		■02S				
		■04S				
		■075S				

CSN and CSP adaptors are available for the limited models as shown on [pages 31–33](#).
 Adaptor type CSN is used in the same way as SNB. Adaptor type CSP is used in the same way as SPB. See [page 28](#) for details.

BIM series Nozzle Tip Interchangeability

List of Nozzle Tip Interchangeability

Nozzle tips with ○ are interchangeable with each other to change spray angle and spray pattern.

CBIM series

		Liquid pressure type															Liquid siphon type													
		CBIMV															CBIMK		CBIMJ				CBIMV-S			CBIMK-S				
		11001	11002	11004	110075	80005	8001	8002	8004	80075	45005	4501	4502	4504	45075	6004	60075	20005	2001	2002	2004	20075	80005S	8001S	8002S	8004S	80075S	6004S	60075S	
Liquid pressure type	CBIMV	11001	—	—	—	—	—	—	—	—	—	—	—	—	—	—	—	—	—	—	—	—	—	—	—	—	—	—	—	
		11002	—	—	—	—	—	—	—	—	—	—	—	—	—	—	—	—	—	—	—	—	—	—	—	—	—	—	—	—
		11004	—	—	—	—	—	—	—	—	—	—	—	—	—	—	—	—	—	—	—	—	—	—	—	—	—	—	—	—
		110075	—	—	—	—	—	—	—	—	—	—	—	—	—	—	—	—	—	—	—	—	—	—	—	—	—	—	—	—
		80005	—	—	—	—	—	—	—	—	—	—	—	—	—	—	—	—	—	—	—	—	—	—	—	—	—	—	—	—
	8001	○	—	—	—	—	—	—	—	—	—	—	—	—	—	—	—	—	—	—	—	—	—	—	—	—	—	—	—	
	8002	—	○	—	—	—	—	—	—	—	—	—	—	—	—	—	—	—	—	—	—	—	—	—	—	—	—	—	—	
	8004	—	—	○	—	—	—	—	—	—	—	—	—	—	—	—	—	—	—	—	—	—	—	—	—	—	—	—	—	
	80075	—	—	—	○	—	—	—	—	—	—	—	—	—	—	—	—	—	—	—	—	—	—	—	—	—	—	—	—	
	45005	—	—	—	—	○	—	—	—	—	—	—	—	—	—	—	—	—	—	—	—	—	—	—	—	—	—	—	—	
	4501	○	—	—	—	—	—	—	—	—	—	—	—	—	—	—	—	—	—	—	—	—	—	—	—	—	—	—	—	
	4502	—	○	—	—	—	—	—	—	—	—	—	—	—	—	—	—	—	—	—	—	—	—	—	—	—	—	—	—	
	4504	—	—	○	—	—	—	—	—	—	—	—	—	—	—	—	—	—	—	—	—	—	—	—	—	—	—	—	—	
	45075	—	—	—	○	—	—	—	—	—	—	—	—	—	—	—	—	—	—	—	—	—	—	—	—	—	—	—	—	
	Liquid siphon type	CBIMK	6004	—	—	—	—	—	—	—	—	—	—	—	—	—	—	—	—	—	—	—	—	—	—	—	—	—	—	—
60075			—	—	—	—	—	—	—	—	—	—	—	—	—	—	—	—	—	—	—	—	—	—	—	—	—	—	—	
CBIMJ		20005	—	—	—	—	—	—	—	—	—	—	—	—	—	—	—	—	—	—	—	—	—	—	—	—	—	—	—	—
		2001	○	—	—	—	—	—	—	—	—	—	—	—	—	—	—	—	—	—	—	—	—	—	—	—	—	—	—	—
		2002	—	○	—	—	—	—	—	—	—	—	—	—	—	—	—	—	—	—	—	—	—	—	—	—	—	—	—	—
		2004	—	—	○	—	—	—	—	—	—	—	—	—	—	—	—	—	—	—	—	—	—	—	—	—	—	—	—	—
		20075	—	—	—	○	—	—	—	—	—	—	—	—	—	—	—	—	—	—	—	—	—	—	—	—	—	—	—	—
CBIMV-S		80005S	—	—	—	—	—	—	—	—	—	—	—	—	—	—	—	—	—	—	—	—	—	—	—	—	—	—	—	—
		8001S	—	—	—	—	—	—	—	—	—	—	—	—	—	—	—	—	—	—	—	—	—	—	—	—	—	—	—	—
		8002S	—	—	—	—	—	—	—	—	—	—	—	—	—	—	—	—	—	—	—	—	—	—	—	—	—	—	—	—
	8004S	—	—	—	—	—	—	—	—	—	—	—	—	—	—	—	—	—	—	—	—	—	—	—	—	—	—	—	—	
	80075S	—	—	—	—	—	—	—	—	—	—	—	—	—	—	—	—	—	—	—	—	—	—	—	—	—	—	—	—	
	6004S	—	—	—	—	—	—	—	—	—	—	—	—	—	—	—	—	—	—	—	—	—	—	—	—	—	—	—	—	
CBIMK-S	6004S	—	—	—	—	—	—	—	—	—	—	—	—	—	—	—	—	—	—	—	—	—	—	—	—	—	—	—	—	
	60075S	—	—	—	—	—	—	—	—	—	—	—	—	—	—	—	—	—	—	—	—	—	—	—	—	—	—	—	—	

SCBIM series

		Liquid pressure type							Liquid siphon type		
		SCBIMV					SCBIMJ		SCBIMV-S		
		11001	80005	8001	45005	4501	20005	2001	80005S	8001S	
Liquid pressure type	SCBIMV	11001	—	—	—	—	—	—	—	—	—
		80005	—	—	—	—	—	—	—	—	—
		8001	○	—	—	—	—	—	—	—	—
		45005	—	○	—	—	—	—	—	—	—
		4501	—	—	○	—	—	—	—	—	—
SCBIMJ	20005	—	—	—	—	—	—	—	—	—	
	2001	○	—	—	—	—	—	—	—	—	
Liquid siphon type	SCBIMV-S	80005S	—	—	—	—	—	—	—	—	—
		8001S	—	—	—	—	—	—	—	—	—

CBIM series Cap Interchangeability

Caps with ○ are interchangeable with each other.

Adaptor type		T					CSN/CSP		
		005	01	02	04	075	005	01	02
T	005	—	—	—	—	—	—	—	—
	01	○	—	—	—	—	—	—	—
	02	○	○	—	—	—	—	—	—
	04	—	—	—	—	—	—	—	—
	075	—	—	—	—	—	—	—	—
CSN/CSP	005	—	—	—	—	—	—	—	—
	01	—	—	—	—	—	—	—	—
	02	—	—	—	—	—	—	—	—

Note:

- 1) Air consumption codes available for T-type adaptor are 005, 01, 02, 04, and 075.
- 2) Air consumption codes available for CSN- and CSP-type adaptors are 005, 01, and 02 only.

When changing an adaptor type of the existing CBIM nozzle between T, CSN, and CSP types, it is possible to continue to use the same nozzle tips and core, which are the common parts (the cap is not).